


# FlexIR-Clear Series

A Clear Solution to an Everyday Problem



## Overcome Viewing Obstacles

The FlexIR-Clear series offers a far superior field of view which gives the thermographer the ability to have infinite viewing angles inside the switchgear.



## Durable and Rugged

The FlexIR-Clear's Makrolon® construction is better suited to resist the mechanical stresses applied to polycarbonate guards fitted to electrical distribution equipment.

## Meet Your Needs

The FlexIR-Clear is available in custom sizes allowing inspections to be completed on those unique applications without the increased risk associated with removing covers or guards.

The FlexIR-Clear range of products is another innovative addition to the custom solutions from IRISS to ensure that your inspection windows meet your needs and assist in your Reliability Program. One of the most difficult things to overcome in infrared inspections of electrical systems is imaging through the clear polycarbonate safety guards that are typically installed in front of electrical connections and which completely block the transmission of infrared radiation. These guards maintain the IP20 touch-safe requirement by ensuring that no one can accidentally touch the energized components when the panel cover is removed. The FlexIR-Clear range of products are a clear polycarbonate grill that is IP20 compliant and allows direct temperature measurement of energized components for infrared and visual inspections while ensuring the operators cannot come in contact with the energized components.



## Specifications

| Part Number   | CVIR-4                               | CVIR-6           | CVIR-12           | CVIR-18           | CVIR-24          |
|---|--------------------------------------|------------------|-------------------|-------------------|------------------|
| General Specifications  |                                      |                  |                   |                   |                  |
| Overall Height  | 15.24 cm (6 in)                      | 21.8 cm (8.6 in) | 20.6 cm (8.1 in)  | 21.8 cm (8.6 in)  | 21.8 cm (8.6 in) |
| Overall Width   | 15.24 cm (6 in)                      | 16 cm (6.3 in)   | 30.5 cm (12.0 in) | 45.7 cm (20.9 in) | 61 cm (24.0 in)  |
| IP/ NEMA Environment Rating   | IP10 / NEMA 1                        |                  |                   |                   |                  |
| Operating Temperature   | -40°C (-40°F) to 325°C (617°F)       |                  |                   |                   |                  |
| Body Material   | Makrolon®                            |                  |                   |                   |                  |
| Voltage Range   | Any                                  |                  |                   |                   |                  |
| Optic Specifications  |                                      |                  |                   |                   |                  |
| Viewing Aperture Height   | 9.77 cm (3.85 in)                    | 15 cm (5.9 in)   | 12.7 cm (5.0 in)  | 15 cm (5.9 in)    | 15 cm (5.9 in)   |
| Viewing Aperture Width  | 9.68 cm (3.81 in)                    | 9.1 cm (3.6 in)  | 23.6 cm (9.3 in)  | 39 cm (15.4 in)   | 53 cm (20.9 in)  |
| Grill Material  | Makrolon® (IP22/ IP2x Standard)      |                  |                   |                   |                  |
| Tensile Strength (Yield)  | 9,000 psi per ASTM D638 test method  |                  |                   |                   |                  |
| Tensile Strength (Ultimate)   | 9,500 psi per ASTM D638 test method  |                  |                   |                   |                  |
| Compressive Strength  | 12,500 psi per ASTM D695 test method |                  |                   |                   |                  |
| Flexural Strength   | 13,500 psi per ASTM D790 test method |                  |                   |                   |                  |
| Dielectric Constant (60 Hz)   | 3.17 per ASTM D150 test method       |                  |                   |                   |                  |
| UL 94 Flammability Rating   | V0 @ 0.060"; V0 5VA @ 0.118          |                  |                   |                   |                  |
| Inspection Capabilities and Applications  |                                      |                  |                   |                   |                  |
| Midwave IR and Longwave IR; Ultraviolet (UV); Visual Inspection; Medium/High Voltage Applications                   |                                      |                  |                   |                   |                  |
| Certifications  |                                      |                  |                   |                   |                  |
| Certified by UL (USA) & cUL (Canada) to the following standards: 746C & 746A-2012, 1558: Impact and Load Resistance |                                      |                  |                   |                   |                  |
| Other   |                                      |                  |                   |                   |                  |
| Warranty  | Unconditional Lifetime Warranty      |                  |                   |                   |                  |

\*Caution: These dimensions are not installation dimensions. Do NOT cut prior to receiving your IRISS IR window and installation template. Specifications are subject to change without notice. For the most up-to-date specs, go to [www.iriss.com](http://www.iriss.com)

North America (HQ)  
+1 (941) 907 9128

LATAM  
+1 (941) 704-4445

EMEA  
+44 (0) 1245-399-713

APAC  
+1 (941) 524-3340



[www.iriss.com](http://www.iriss.com)